

STEELWALK STEELWALK MAXY



STEELWALK

Steelwalk nasce come una collezione dall'alto profilo tecnico ed estetico. Un prodotto autentico che si ispira ad un materiale dalla bellezza tanto semplice quanto immediata: il metallo.

Steelwalk maxi, con i suoi ampi formati, è perfetto per valorizzare qualsiasi tipo di ambiente, al quale dona una forte personalità dal carattere moderno.



Steelwalk originated as a collection featuring advanced engineering and aesthetics.

A natural product inspired by a material whose beauty lies in its simplicity and instant appeal... metal.

With its large tile sizes, Steelwalk maxi is ideal to set off any kind of design, giving it a strong personality and modern mood.

Steelwalk naît comme une collection au profil hautement technique et esthétique.

Un produit authentique qui s'inspire d'un matériau d'une beauté simple et immédiate : le métal.

Avec ses grands formats, Steelwalk maxi est parfait pour valoriser tout type d'espace en leur donnant une forte personnalité d'un caractère moderne.

Steelwalk entsteht als eine Kollektion von hohem technischem und ästhetischem Profil.


Ein authentisches Produkt, das von einem Material inspiriert wird, dessen Schönheit sowohl einfach als auch direkt ist: das Metall.

Steelwalk maxi ist mit seinen großen Formaten perfekt geeignet, um jede Art Raum zur Geltung zu bringen, dem er eine starke Persönlichkeit mit modernem Charakter verleiht.

STEELWALK

PORCELLANATO
IMPASTO COLORATO


Formati / Sizes




Rett. 29,6x59,5 - 11,8"x23,4"
Rett./Lapp. 29,6x59,5 - 11,8"x23,4"



Rett. 7,5x30 - 3"x12"
Rett./Lapp. 7,5x30 - 3"x12"



Rett. 59,5x59,5 - 23,4"x23,4"
Rett./Lapp. 59,5x59,5 - 23,4"x23,4"




Rett. 44,5x90 - 17,5"x36"
Rett./Lapp. 44,5x90 - 17,5"x36"

Rett.




STEELWALK MAXY

Formati / Sizes




Rett. 75x75 - 30''x30''
Rett./Lapp. 75x75 - 30''x30''



Rett. 75x150 - 30''x60''
Rett./Lapp. 75x150 - 30''x60''

Colori / Colors



Rett.



STEELWALK



Nickel Rett. 29,6x59,5







Nickel Rett. 59,5x59,5

Metal Stick Rett./Lapp. 29,6x59,5





Nickel Rett./Lapp 7,2x29,6

Chrome Rett./Lapp. 59,5x59,5







STEELWALK

Rust Rett./Lapp. 59,5x59,5
Rust Insetto Silk Rett. 59,5x59,5



Rust Rett. 59,5x59,5





Rust Rett./Lapp. 59,5x59,5





Metal Rett./Lapp. 59,5x59,5

Metal Rett. 29,6x59,5






STEELWALK

* Produzione speciale, non sempre disponibile a magazzino.
Richiedere sempre consegna precisa agli uffici commerciali.
* Produced in limited editions, this product is not always readily available.
Always contact the sales department for precise delivery terms.
* Production spéciale, pas toujours disponibles en stock.
Toujours demander une livraison précise aux bureaux commerciaux.
* Sonderproduktion, nicht immer im Lager verfügbar.
Erfragen Sie bitte immer die genaue Lieferung bei der kaufmännischen Abteilung.


Chrome



* **STW0711R** Steelwalk Chrome Rett. 638
7,2x29,6 2,8"x11,8"
* **STW0711RL** Steelwalk Chrome Rett./Lapp. 649
7,2x29,6 2,8"x11,8"



STWM10R Mix Chrome Rett. 531
29,6x29,6 11,8"x11,8"
STWM10RL Mix Chrome Rett./Lapp. 537
29,6x29,6 11,8"x11,8"



STW310R Steelwalk Chrome Rett. 29,6x59,5 11,8"x23,4" 587
STW310RL Steelwalk Chrome Rett./Lapp. 29,6x59,5 11,8"x23,4" 611



STWS10R Steelwalk Stick Chrome Rett. 29,6x59,5 11,8"x23,4" 547
STWS10RL Steelwalk Stick Chrome Rett./Lapp. 29,6x59,5 11,8"x23,4" 554



STW610R Steelwalk Chrome Rett. 59,5x59,5 23,4"x23,4" 587
STW610RL Steelwalk Chrome Rett./Lapp. 59,5x59,5 23,4"x23,4" 611



STWDS10R Steelwalk Chrome Inserto Silk Rett. 59,5x59,5 23,4"x23,4" 679




STW910R Steelwalk Chrome Rett. 44,5x90 17,5"x36" 611
STW910RL Steelwalk Chrome Rett./Lapp. 44,5x90 17,5"x36" 623



STWMB11R Mosaico Brick Chrome Rett. 536
30x33 12"x13"
STWMB11RL Mosaico Brick Chrome Rett./Lapp. 540
30x33 12"x13"

Nickel




STWM40R Mix Nickel Rett. 29,6x29,6 11,8"x11,8" **531**
STWM40RL Mix Nickel Rett./Lapp. 29,6x29,6 11,8"x11,8" **537**



* **STW0714R** Steelwalk Nickel Rett. 7,2x29,6 2,8"x11,8" **638**
 * **STW0714RL** Steelwalk Nickel Rett./Lapp. 7,2x29,6 2,8"x11,8" **649**



STWS40R Steelwalk Stick Nickel Rett. 29,6x59,5 11,8"x23,4" **547**
STWS40RL Steelwalk Stick Nickel Rett./Lapp. 29,6x59,5 11,8"x23,4" **554**



STW340R Steelwalk Nickel Rett. 29,6x59,5 11,8"x23,4" **587**
STW340RL Steelwalk Nickel Rett./Lapp. 529,6x59,5 11,8"x23,4" **611**



STWDS40R Steelwalk Nickel Inserto Silk Rett. 59,5x59,5 23,4"x23,4" **679**



STW640R Steelwalk Nickel Rett. 59,5x59,5 23,4"x23,4" **587**
STW640RL Steelwalk Nickel Rett./Lapp. 59,5x59,5 23,4"x23,4" **611**



STWMB44R Mosaico Brick Nickel Rett. 30x33 12"x13" **536**
STWMB44RL Mosaico Brick Nickel Rett./Lapp. 30x33 12"x13" **540**



STW940R Steelwalk Nickel Rett. 44,5x90 17,5"x36" **611**
STW940RL Steelwalk Nickel Rett./Lapp. 44,5x90 17,5"x36" **623**


STEELWALK

* Produzione speciale, non sempre disponibile a magazzino.
Richiedere sempre consegna precisa agli uffici commerciali.
* Produced in limited editions, this product is not always readily available.
Always contact the sales department for precise delivery terms.
* Production spéciale, pas toujours disponibles en stock.
Toujours demander une livraison précise aux bureaux commerciaux.
* Sonderproduktion, nicht immer im Lager verfügbar.
Erfragen Sie bitte immer die genaue Lieferung bei der kaufmännischen Abteilung.


Metal



* **STW0717R** Steelwalk Metal Rett. 7,2x29,6 2,8"x11,8" **638**
* **STW0717RL** Steelwalk Metal Rett./Lapp. 7,2x29,6 2,8"x11,8" **649**



STW0717R Mix Metal Rett. 29,6x29,6 11,8"x11,8" **531**
STW0717RL Mix Metal Rett./Lapp. 29,6x29,6 11,8"x11,8" **537**



STW370R Steelwalk Metal Rett. 29,6x59,5 11,8"x23,4" **587**
STW370RL Steelwalk Metal Rett./Lapp. 29,6x59,5 11,8"x23,4" **611**



STWS70R Steelwalk Stick Metal Rett. 29,6x59,5 11,8"x23,4" **547**
STWS70RL Steelwalk Stick Metal Rett./Lapp. 29,6x59,5 11,8"x23,4" **554**



STW670R Steelwalk Metal Rett. 59,5x59,5 23,4"x23,4" **587**
STW670RL Steelwalk Metal Rett./Lapp. 59,5x59,5 23,4"x23,4" **611**



STWDS70R Steelwalk Metal Inserto Silk Rett. 59,5x59,5 23,4"x23,4" **679**



STW970R Steelwalk Metal Rett. 44,5x90 17,5"x36" **611**
STW970RL Steelwalk Metal Rett./Lapp. 44,5x90 17,5"x36" **623**



STWMB77R Mosaico Brick Metal Rett. 30x33 12"x13" **536**
STWMB77RL Mosaico Brick Metal Rett./Lapp. 30x33 12"x13" **540**

Rust



STWM60R Mix Rust Rett. 29,6x29,6 11,8"x11,8" **531**
STWM60RL Mix Rust Rett./Lapp. 29,6x29,6 11,8"x11,8" **537**



* **STW0716R** Steelwalk Rust Rett. 7,2x29,6 2,8"x11,8" **638**
 * **STW0716RL** Steelwalk Rust Rett./Lapp. 7,2x29,6 2,8"x11,8" **649**



STWS60R Steelwalk Stick Rust Rett. 29,6x59,5 11,8"x23,4" **547**
STWS60RL Steelwalk Stick Rust Rett./Lapp. 29,6x59,5 11,8"x23,4" **554**



STW360R Steelwalk Rust Rett. 29,6x59,5 11,8"x23,4" **587**
STW360RL Steelwalk Rust Rett./Lapp. 29,6x59,5 11,8"x23,4" **611**



STWDS60R Steelwalk Rust Inserto Silk Rett. 59,5x59,5 23,4"x23,4" **679**



STW660R Steelwalk Rust Rett. 59,5x59,5 23,4"x23,4" **587**
STW660RL Steelwalk Rust Rett./Lapp. 59,5x59,5 23,4"x23,4" **611**



STWMB66R Mosaico Brick Rust Rett. 30x33 12"x13" **536**
STWMB66RL Mosaico Brick Rust Rett./Lapp. 30x33 12"x13" **540**



STW960R Steelwalk Rust Rett. 44,5x90 17,5"x36" **611**
STW960RL Steelwalk Rust Rett./Lapp. 44,5x90 17,5"x36" **623**

STEELWALK MAXY

Rust Rett. 75x150







STEELWALK MAXY

Nickel Rett. 75x150



STEELWALK MAXY

Chrome



STW71510R Steelwalk Chrome Light Rett. 75x150 30°x60°
STW71510RL Steelwalk Chrome Light Rett./Lapp. 75x150 30°x60°

662
676



STW710R Steelwalk Chrome Light Rett. 75x75 30°x30°
STW710RL Steelwalk Chrome Light Rett./Lapp. 75x75 30°x30°

618
618

La grafica nei formati 75x150 e 75x75 è più leggera rispetto ai formati 44,5x90 - 59,5x59,5 - 29,6x59,5 - 7,2x29,6.
The graphic of the maxy is softer than the sizes 44,5x90 - 60x60 - 30x60 - 7,2x29,6.
Dans les formats 75x150 et 75x75 la graphique est plus légère que celle des formats 44,5x90 - 59,5x59,5 - 29,6x59,5 - 7,2x29,6.
Die Graphik in den Formaten 75x150 und 75x75 ist leichter als bei den Formaten 44,5x90 - 59,5x59,5 - 29,6x59,5 - 7,2x29,6.

Nickel



STW740R Steelwalk Nickel Light Rett. 75x75 30"x30"
STW740RL Steelwalk Nickel Light Rett./Lapp. 75x75 30"x30"

618
618



STW71540R Steelwalk Nickel Light Rett. 75x150 30"x60"
STW71540RL Steelwalk Nickel Light Rett./Lapp. 75x150 30"x60"

662
676

La grafica nei formati 75x150 e 75x75 è più leggera rispetto ai formati 44,5x90 - 59,5x59,5 - 29,6x59,5 - 7,2x29,6.

The graphic of the maxy is softer than the sizes 44,5x90 - 60x60 - 30x60 - 7,2x29,6.

Dans les formats 75x150 et 75x75 la graphique est plus légère que celle des formats 44,5x90 - 59,5x59,5 - 29,6x59,5 - 7,2x29,6.

Die Graphik in den Formaten 75x150 und 75x75 ist leichter als bei den Formaten 44,5x90 - 59,5x59,5 - 29,6x59,5 - 7,2x29,6.

STEELWALK MAXY

Rust



STW71560R Steelwalk Rust Rett. 75x150 30"x60"
STW71560RL Steelwalk Rust Rett./Lapp. 75x150 30"x60"

662
676



STW760R Steelwalk Rust Rett. 75x75 30"x30"
STW760RL Steelwalk Rust Rett./Lapp. 75x75 30"x30"

618
618

Metal



STW770R Steelwalk Metal Rett. 75x75 30"x30"
STW770RL Steelwalk Metal Rett./Lapp. 75x75 30"x30"

618
618



STW71570R Steelwalk Metal Rett. 75x150 30"x60"
STW71570RL Steelwalk Metal Rett./Lapp. 75x150 30"x60"

662
676

STEELWALK STEELWALK MAXY

* Produzione speciale, non sempre disponibile a magazzino.
Richiedere sempre consegna precisa agli uffici commerciali.
* Produced in limited editions, this product is not always readily available.
Always contact the sales department for precise delivery terms.
* Production spéciale, pas toujours disponibles en stock.
Toujours demander une livraison précise aux bureaux commerciaux.
* Sonderproduktion, nicht immer im Lager verfügbar.
Erfragen Sie bitte immer die genaue Lieferung bei der kaufmännischen Abteilung.


Pezzi Speciali - Special Pieces



STWB10R	Battiscopa Steelwalk Chrome Rett.	9x59,5 3 ³⁵ "x23,4"	516
STWB40R	Battiscopa Steelwalk Nickel Rett.	9x59,5 3 ³⁵ "x23,4"	516
STWB70R	Battiscopa Steelwalk Metal Rett.	9x59,5 3 ³⁵ "x23,4"	516
STWB60R	Battiscopa Steelwalk Rust Rett.	9x59,5 3 ³⁵ "x23,4"	516



STWB71R	Battiscopa Steelwalk Chrome Rett.	5x75 2"x30"	523
STWB74R	Battiscopa Steelwalk Nickel Rett.	5x75 2"x30"	523
STWB77R	Battiscopa Steelwalk Metal Rett.	5x75 2"x30"	523
STWB76R	Battiscopa Steelwalk Rust Rett.	5x75 2"x30"	523

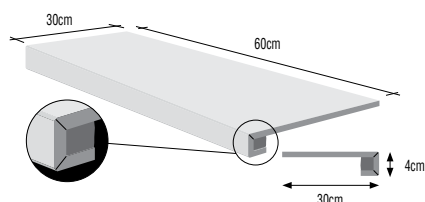


STWB10RL	Battiscopa Steelwalk Chrome Rett./Lapp.	9x59,5 3 ³⁵ "x23,4"	516
STWB40RL	Battiscopa Steelwalk Nickel Rett./Lapp.	9x59,5 3 ³⁵ "x23,4"	516
STWB70RL	Battiscopa Steelwalk Metal Rett./Lapp.	9x59,5 3 ³⁵ "x23,4"	516
STWB60RL	Battiscopa Steelwalk Rust Rett./Lapp.	9x59,5 3 ³⁵ "x23,4"	516



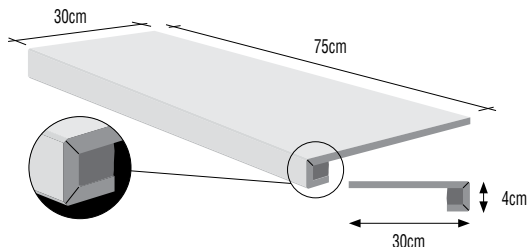
STWB71RL	Battiscopa Steelwalk Chrome Rett./Lapp.	5x75 2"x30"	525
STWB74RL	Battiscopa Steelwalk Nickel Rett./Lapp.	5x75 2"x30"	525
STWB77RL	Battiscopa Steelwalk Metal Rett./Lapp.	5x75 2"x30"	525
STWB76RL	Battiscopa Steelwalk Rust Rett./Lapp.	5x75 2"x30"	525

scalino costa retta



* STWS61R	Scalino C. Retta Chrome	30x60 12"x24"	689
* STWS64R	Scalino C. Retta Nickel	30x60 12"x24"	689
* STWS67R	Scalino C. Retta Metal	30x60 12"x24"	689
* STWS66R	Scalino C. Retta Rust	30x60 12"x24"	689

scalino costa retta



* STWS71R	Scalino C. Retta Chrome	30x75 12"x30"	725
* STWS74R	Scalino C. Retta Nickel	30x75 12"x30"	725
* STWS77R	Scalino C. Retta Metal	30x75 12"x30"	725
* STWS76R	Scalino C. Retta Rust	30x75 12"x30"	725













Imballi - Packing - Verpackung - Emballage - Embalaje

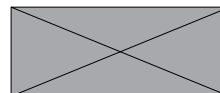
DIGITAL
TECHNOLOGY
PORCELLANATO
IMPASTO COLORATO

STEELWALK
STEELWALK MAXY

Formato Size Format Formato	Pezzi/Scatola Pieces/Box Stück/Karton Pièces/Boîte Piezas/Caja	Mq./Scatola Sqm./Box Qm./Karton M²/Boîte Mq./Caja	Kg./Scatola Kg./Box Kg./Karton Kg./Boîte Kg./Caja	Scatole/Pallet Boxes/Pallet Kartons/Palette Boîte/Palette Caja/Pallet	Mq./Pallet Sqm./Pallet Qm./Palette M²/Palette Mq./Pallet	Kg./Pallet Kg./Pallet Kg./Palette Kg./Palette Kg./Pallet	Spessore Thickness Stärke Épaisseurs Espesor
75x150 rett.	1	1,125	25,32	24	27,00	690	10,5 mm
75x150 rett./lapp.	1	1,125	25,32	24	27,00	690	10,5 mm
75x75 rett.	2	1,125	25,32	42	47,25	1.083	10,5 mm
75x75 rett./lapp.	2	1,125	25,32	42	47,25	1.083	10,5 mm
5x75 battiscopa rett.	12	-	-	-	-	-	-
5x75 battiscopa rett./lapp.	12	-	-	-	-	-	-
59,5x59,5 rett.	4	1,416	31,40	30	42,48	962	10 mm
59,5x59,5 rett./lapp.	4	1,416	31,40	30	42,48	962	10 mm
29,6x59,5 rett.	5	0,900	20,00	48	43,20	980	10 mm
29,6x59,5 rett./lapp.	5	0,900	20,00	48	43,20	980	10 mm
7,2x29,6 rett.	44	0,938	20,80	44	41,27	935	10 mm
7,2x29,6 rett./lapp.	44	0,938	20,80	44	41,27	935	10 mm
59,5x59,5 inserto silk	2	-	-	-	-	-	-
30x33 mos. brick rett.	4	-	-	-	-	-	-
30x33 mos. brick rett./lapp.	4	-	-	-	-	-	-
29,6x29,6 mix rett.	4	-	-	-	-	-	-
29,6x29,6 mix rett./lapp.	4	-	-	-	-	-	-
9x59,5 battiscopa rett.	12	-	-	-	-	-	-
9x59,5 battiscopa rett./lapp.	12	-	-	-	-	-	-

Dati tecnici secondo norme - Technical data conform to - Caractéristiques techniques d'après normes - Technische Daten nach den Normen EN 14411 B I, GL

STEELWALK					STEELWALK LAPP.		STEELWALK		STEELWALK LAPP.	
	Caratteristiche tecniche Technical data Caractéristiques techniques Technische Daten	Norme Norms Normes Norm	Valori ascot Value ascot Valeur ascot Wert ascot	Valori ascot Value ascot Valeur ascot Wert ascot		Caratteristiche tecniche Technical data Caractéristiques techniques Technische Daten	Norme Norms Normes Norm	Valori ascot Value ascot Valeur ascot Wert ascot	Valori ascot Value ascot Valeur ascot Wert ascot	
	Resistenza all'abrasione Abrasion resistance Résistance à l'abrasion Abrasionswiderstandigkeit	ISO 10545-7	PEI IV	PEI IV		Resistenza attacco chimico Chemical resistance Résistance chimique Chemische beständigkeit	ISO 10545-13	Resiste Resists Resiste Bestanding	Resiste Resists Resiste Bestanding	
	Assorbimento d'acqua Water absorption Absorption d'eau Wasseraufnahme	ISO 10545-3	≤ 0,5 %	≤ 0,5 %		Resistenza alle macchie Stain resistance Résistance aux taches Fleckenfestigkeit	ISO 10545-14	Totale Complete Totale Absolut	Totale Complete Totale Absolut	
	Resistenza alla flessione Breaking modulus Résistance à la flexion Biegefestigkeit	ISO 10545-4	40÷55 N/mm²	40÷55 N/mm²		Resistenza al gelo Resistance to frost Résistance au gel Frostbeständigkeit	ISO 10545-12	Non gelive Frost proof Ingelif Frostsicher	Non gelive Frost proof Ingelif Frostsicher	
	Durezza Mohs Mohs hardness Dureté Mohs Haerte Mohs	UNI 101	8	5		Scivolamento B.C.R.A. Slipperiness B.C.R.A. Degré de glissement B.C.R.A. Rutschhemmung B.C.R.A.	TORTUS	> 0,40		
	Scivolosità Slipperiness Degré de glissement Rutschhemmung	DIN 51130	R 10	R 9		Scivolosità Slipperiness Degré de glissement Rutschhemmung	ANSI A137-1	> 0,42	> 0,42	
	Resistenza allo scivolamento Slip resistance Résistance au glissement Rutschhemmung	DIN 51097	B			Stonalizzazione Shading Denuançage Spielfarbig		V2/V3	V2/V3	





CERAMICHE
ASCOT S.P.A.
VIA CROCE, 80 - 41014
SOLIGNANO (MO) ITALY
TEL +39 059 77.84.11
FAX +39 059 77.84.44/43
info@ascot.it
www.ascot.it

