


a matter of light and space

Washi



**ASCOT** DOM  
DESIGN  
LAB

Washi

CONCRETE EFFECT

# Washi

<sup>1</sup>PAPER

<sup>2</sup>CHALK

In praise of lightness, a composition where every element finds its balance.



**Washi incanta per il suo minimalismo, per la sua preziosa semplicità, intrecciando decori raffinati con l'uso sapiente di materiali naturali. Ogni elemento contribuisce a una composizione armoniosa. Una semplicità grezza; l'imperfezione che diventa il massimo valore estetico, fulcro del fascino di Washi.**

Washi enchants with its minimalism, its precious simplicity, weaving refined decorations with the wise use of natural materials. Each element contributes to a harmonious composition. A raw simplicity; imperfection that becomes the ultimate aesthetic value, the focal point of Washi's charm.



**FR** Washi enchante par son minimalisme, sa simplicité précieuse, en tissant des décors raffinés avec l'utilisation judicieuse de matériaux naturels. Chaque élément contribue à une composition harmonieuse. Une simplicité brute ; l'imperfection qui devient la valeur esthétique ultime, le point focal du charme de Washi.

**DE** Washi cautiva con su minimalismo, su simplicidad preciosa, entrelazando decoraciones refinadas con el sabio uso de materiales naturales. Cada elemento contribuye a una composición armoniosa. Una simplicidad cruda; la imperfección que se convierte en el máximo valor estético, el punto focal del encanto de Washi.

**ES** Washi bezaubert durch seinen Minimalismus, seine kostbare Einfachheit, indem es raffinierte Dekorationen mit der klugen Verwendung von natürlichen Materialien verwebt. Jedes Element trägt zu einer harmonischen Komposition bei. Eine rohe Einfachheit; Unvollkommenheit, die zum ultimativen ästhetischen Wert wird, der Fokus des Charmes von Washi.

**RU** Washi очаровывает своим минимализмом, драгоценной простотой, переплетая изысканные украшения с мудрым использованием натуральных материалов. Каждый элемент вносит свой вклад в гармоничную композицию. Сырая простота; недостаток, который становится предметом высшей эстетики, фокус очарования Washi.





WASHI PAPER / 120x120 48"x48"



WASHI MOSAICO OSAKA T6 PAPER / 21x28 8,3"x11,2"



WASHI DECORO BAMBOO CHALK / 60x120 24"x48"



WASHI CHALK / 120x120 24"x48" - DECORO TATAMI CHALK / 120x120 48"x48"  
DECORO BAMBOO CHALK / 60x120 24"x48"





Washi

PAPER

CONCRETE EFFECT



**GRES PORCELLANATO SMALTATO - RETTIFICATO**  
Glazed porcelain stoneware – Rectified



NATURALE 10 mm


- 120x120 48"x48" Rett **02WA12020R** ■
- 60x120 24"x48" Rett **02WA12620R** ■
- 60x60 24"x24" Rett **02WA00620R** ■



**MOSAICO OSAKA T6 PAPER**  
21x28 - 8,3"x11,2"  
**02WAMAM20** ▲



**MOSAICO TOKYO PAPER**  
28x35,8 - 11,2"x14"  
**02WAMTO20** ▲



**MOSAICO MIX PAPER**  
30x30 12"x12"  
**02WAM20** ▲

Washi

CHALK

CONCRETE EFFECT



**GRES PORCELLANATO SMALTATO - RETTIFICATO**  
Glazed porcelain stoneware – Rectified



NATURALE 10 mm


- 120x120 48"x48" Rett **02WA12010R** ■
- 60x120 24"x48" Rett **02WA12610R** ■
- 60x60 24"x24" Rett **02WA00610R** ■



**MOSAICO OSAKA T6 CHALK**  
21x28 - 8,3"x11,2"  
**02WAMAM10** ▲




**MOSAICO TOKYO CHALK**  
28x35,8 - 11,2"x14"  
**02WAMTO10** ▲




**MOSAICO MIX CHALK**  
30x30 12"x12"  
**02WAM10** ▲

**DECORI**  
Decors



DECORO BAMBOO PAPER  
60x120 - 24"x48"  
**02WADBP126RL** ■



DECORO BAMBOO CHALK  
60x120 - 24"x48"  
**02WADBC126RL** ■



DECORO TATAMI PAPER  
120x120 - 48"x48"  
**02WADTP120R** ■



DECORO TATAMI CHALK  
120x120 - 48"x48"  
**02WADTC120R** ■

**TRIMS**



BATTISCOPIA  
7x60 2,7"x24" Rett ▲

PAPER **02WAB76010**

CHALK **02WAB76020**

**PACKING**

Size Formato	Thickness Spessore	Pieces / Box Pezzi / Scatola	Sqm / Box Mq / Scatola	Kg / Box Kg / Scatola	Boxes / Pallet Scatole / Pallet	Sqm / Pallet Mq / Pallet	Kg / Pallet Kg / Pallet	M.U. U.M.
119,7x119,7 47"x47"	10 mm	2	2,88	57,6	18	51,84	1036,80	■ €/mq
59,7x119,7 47"x47"	10 mm	2	1,44	28,8	36	51,84	1036,80	■ €/mq
59,7x59,7 23,4"x23,4"	10 mm	4	1,44	28,8	30	43,20	864,00	■ €/mq
119,7x119,7 47"x47" DECORO TATAMI	10 mm	2	2,88	57,6	18	51,84	1036,80	■ €/mq
59,7x119,7 47"x47" DECORO BAMBOO	10 mm	2	1,44	28,8	36	51,84	1036,80	■ €/mq
29,6x29,6 11,7"x11,7" MOSAICO T36	10 mm	4	-	-	-	-	-	▲ €/pz
21x28 8,2"x11" MOSAICO OSAKA T6	10 mm	4	-	-	-	-	-	▲ €/pz
28,1x35,8 11"x11" MOSAICO TOKYO T16	10 mm	4	-	-	-	-	-	▲ €/pz
7x60 2,7"x23,4" BATTISCOPIA	10 mm	12	-	-	-	-	-	▲ €/pz

**GRES PORCELLANATO SMALTATO - RETTIFICATO**

Glazed porcelain stoneware – Rectified

**CLASS EN 14411 - BIa GL**

<b>Caratteristiche Features</b>	<b>Unità di misura Unit of measurement</b>	<b>Ascot standard</b>	<b>Valore prescritto Required standard</b>	<b>Metodo di prova Test method</b>
Dimensione lati Dimensions - Length and Width	%	conforme according	± 0,5 (max ± 2 mm)	EN ISO 10545-2
Rettilinearità dei lati Sides' straightness	%	conforme according	± 0,5 (max ± 1,5 mm)	EN ISO 10545-2
Ortogonalità dei lati Sides' orthogonality	%	conforme according	± 0,5 (max ± 2 mm)	EN ISO 10545-2
Planarità Flatness	%	conforme according	± 0,5 (max ± 2 mm)	EN ISO 10545-2
Spessore Thickness	%	conforme according	± 5 (max ± 0,5 mm)	EN ISO 10545-2
Assorbimento d' acqua Water absorption	%	conforme according	≤ 0,5	EN ISO 10545-3
Sforzo di Rottura Breaking strength	N	conforme according	≥ 1300 se spess. ≥ 7,5 mm ≥ 700 se spess. < 7,5 mm	EN ISO 10545-4
Modulo di rottura Modulus of rupture	N/mm <sup>2</sup>	conforme according	≥ 35 media	EN ISO 10545-4
Resistenza all' abrasione Resistance to abrasion	PEI	conforme according	4	EN ISO 10545-7
Resistenza agli sbalzi termici Resistance to thermal shock		conforme according	prova superata secondo la EN ISO 10545 - 1	EN ISO 10545-9
Resistenza alle macchie Stain resistance		conforme according	min classe 3	EN ISO 10545-14
Resistenza all'attacco chimico Chemical resistance		conforme according	min classe B	EN ISO 10545-13
Resistenza al gelo Frost resistance		conforme according	prova superata secondo la EN ISO 10545 - 1	EN ISO 10545-12
Stonalizzazione Shading			V1	
			R10	DIN EN 16165- ANNEX B
Resistenza allo scivolamento Slip resistance			B	DIN EN 16165- ANNEX A
		DCOF wet condition	≥ 0,42	ANSI A 326.3

I valori indicati nella tabella si riferiscono alle prove eseguite sui colori PAPER (Washi)  
The values in the table refer to the tests performed on colors PAPER (Washi)

**LEGENDA PRICE CODES**

- price per sqm / prezzo per mq
- ▲ price per piece / prezzo al pezzo
- price to linear meter / prezzo al metro lineare
- ◆ price per set / prezzo a composizione

**ASCOT** DOM  
DESIGN  
LAB

**ASCOT** DOM  
DESIGN  
LAB

Ascot Gruppo Ceramiche srl  
41014 Solignano di Castelvetro (MO) Italy  
Via Croce, 80  
Ph. +39 059 77 84 11  
Fax +39 059 77 84 44/43  
info@ascot.it  
ascot.it

A Brand of  VICTORIA PLC