


# RE-WORK



**ABK**  
EMOZIONI IN SUPERFICIE

# RE-WORK




MULTI FOG



MULTI BEIGE




SINGLE 1 BONE




SINGLE 1 WARM




SINGLE 2 WHITE



SINGLE 2 GREY



SINGLE 3 SILVER



SINGLE 3 BLACK

Ri-elaborare, interpretare in chiave contemporanea le ispirazioni offerte dalla natura per dare vita a un progetto completo e versatile per pavimenti e rivestimenti. Una ricerca estetica che dall'analisi di numerose pietre ha portato a selezionare le caratteristiche di alcune tipologie e a tradurle in veste ceramica, attraverso la costruzione artificiale di variazioni cromatiche e combinazioni grafiche inedite rispetto ai materiali naturali.

Re-elaboration and interpretation in a contemporary style of the inspirations offered by nature to create a complete and versatile floor and wall tile design project. An aesthetic analysis of numerous stones has led to the selection of the characteristics of certain types of stones, which have taken on a ceramic form through the artificial creation of colour variations and graphic combinations which are unusual compared to the natural materials.

# MULTI

Beige & Fog stone-patchwork.

Partendo dalla selezione delle 3 tipologie SINGLE, MULTI mescola sapientemente le grafiche in due colori, Beige e Fog, sviluppando una sintesi perfetta data dagli accostamenti.

Starting from the selection of the 3 SINGLE versions, MULTI skilfully blends the graphics in two colours, Beige and Fog, for combinations that create a perfect synthesis.

FORMATI SIZES	COLORI COLOURS
40x80	 MULTI BEIGE
20x80	
60x60	
30x60	 MULTI FOG
20x40	
20x20	



# MULTI





## MULTI

Multi Fog rett. 40x80 - 20x80 • Multi Lines Fog rett. 20x80





## MULTI

Multifog rett. 20x80 • Comp. Soul Fog • Soleras Grigio rett. 20x170 - 20x80





## MULTI

Multi Fog 20 mm 40x80





## MULTI

Multi Fog patinato rett. 60x60 • Multi Fog Brick nat. 30x60 • Multi Fog nat. 30x60





## MULTI

Multi Beige rett. 40x80 - 20x80 • Multi Lines Beige rett. • Mosaico Opus Mini Beige







## MULTI

Multi Beige nat. 20x40 - 20x20 • Multi Beige Brick 30x60




# SINGLE

## SINGLE 1 BONE - SINGLE 1 WARM



SINGLE 1 BONE

Bone e Warm, i colori più "caldi" della collezione, appartengono al mondo delle Limestones, caratterizzate dalla grana fine e dall'aspetto piuttosto uniforme, interrotto da sottili venature trasversali.



SINGLE 1 WARM

Bone and Warm, are the "warmest" colours of the collection and they belong to the Limestone world; they are characterised by a fine grain and a rather uniform appearance interrupted by fine transversal veining.

SINGLE sviluppa una gamma cromatica dai toni neutri con 3 diversi disegni grafici declinati in due tonalità.

SINGLE is available in a range of neutral colours with 3 different graphic designs in two shades.

### FORMATI SIZES

80x80

41,5x81

40x80

60x60

30x60

## SINGLE 2 WHITE - SINGLE 2 GREY



SINGLE 2 WHITE

La Pietra Sandstone, dove sono ben visibili le caratteristiche stratificazioni ad andamento direzionato, si fa interprete dei colori White e Grey.



SINGLE 2 GREY

Pietra Sandstone, which is characterised by the typical cross-stratification, interprets the colours White and Grey.

## SINGLE 3 SILVER - SINGLE 3 BLACK



SINGLE 3 SILVER

Infine Silver e Black, più affini alle pietre di origine vulcanica, nelle quali le formazioni cristalline più omogenee si alternano ai chiaroscuri delle intrusioni e dei sedimenti.



SINGLE 3 BLACK

Finally Silver and Black, more similar to stones of volcanic origin, where more homogenous crystalline formations alternate with light and dark intrusions and sediments.





## SINGLE

Single 1 Warm rett. 40x80 • Listellato 3D Single 1 Warm 20x80

## SINGLE

Single 3 Black rett. 80x80 • Soleras Avana rett. 20x80





## SINGLE

Single 2 Grey rett. 40x80 • Fascia Ardesia Grigio rett. 4x30





## SINGLE

Single 3 Silver Patinato rett. 60x60

## SINGLE

Single 1 Bone rett. 60x60





## SINGLE

Single 2 White 30x60 - 60x60 rett. • Mosaico Opus Micro White • Fascia Ardesia Bronzo rett. 4x30



# MULTI FOG

gres porcellanato a massa colorata - colored body porcelain tiles



MULTI FOG  
40x80  
RER51400 | rettificato 📦 3



MULTI FOG  
60x60  
RER01400 | rettificato  
RELO1400 | patinato rett. 📦 3




MULTI FOG  
20x80  
RER49400 | rettificato 📦 7



COMP. SOUL FOG 4 pz.  
80x80  
RER49402 | rettificato 📦 1 cp



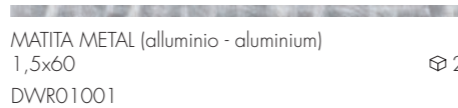
MULTI FOG  
30x60  
RENO3500 | naturale 📦 6



MULTI FOG BRICK  
30x60  
RENO3400 | naturale 📦 6



MULTI FOG BRICK  
30x60  
RENO3401 | naturale 📦 2




MATITA METAL (alluminio - aluminium)  
1,5x60  
DWR01001 📦 2



MATITA METAL (alluminio - aluminium)  
1,5x80  
DKR51051 📦 3



LISTELLO FOGLIA ARGENTO  
2x80  
FSR51210 📦 3



MOS. OPUS MINI MULTI FOG  
30x30  
RER09403 | burattato rett. 📦 4



FASCIA ARDESIA GRIGIO  
4x30  
RER09204 | rettificato  
(Pietra naturale - Natural stone) 📦 4



FASCIA VETRO PLATINO  
1,5x30  
R1R03207  
(Vetro e metalli preziosi - Glass and precious metals) 📦 4



ANGOLARE MULTI FOG BRICK  
30x60  
RENO3401 | naturale 📦 2

## ESTERNI - OUTDOOR 20 MM




MULTI FOG 20  
40x80  
REN51400 | naturale 20 mm. 📦 2

## ESTERNI - OUTDOOR 9 MM



MULTI FOG  
20x40  
REN18400 | naturale 📦 15

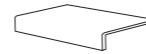


MULTI FOG  
20x20  
REN22400 | naturale 📦 30

## PEZZI SPECIALI SPECIAL TRIMS



BATTISCOPA rett.  
RER01401 Multi Fog  
6,5x60 📦 10



ELEMENTO L - OUTDOOR  
REN18401 Multi Fog  
15x30x3,5 📦 8

# MULTI BEIGE

gres porcellanato a massa colorata - colored body porcelain tiles



MULTI BEIGE  
40x80  
RER51350 | rettificato 3



MULTI BEIGE  
60x60  
RER01350 | rettificato  
RELO1350 | patinato rett. 3




MULTI BEIGE  
20x80  
RER49350 | rettificato 7



MULTI LINES BEIGE  
20x80  
RER49450 | rettificato 7



MULTI BEIGE  
30x60  
RENO3450 | naturale 6



MULTI BEIGE BRICK  
30x60  
RENO3350 | naturale 6



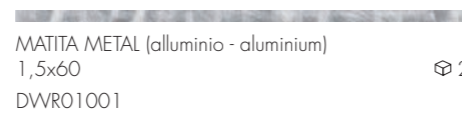
MULTI BEIGE  
30x60  
RENO3450 | naturale 6



MATITA METAL (alluminio - aluminium)  
1,5x60  
DVR01001 2




MATITA METAL (alluminio - aluminium)  
1,5x80  
DKR51051 3



LISTELLO FOGLIA ORO  
2x80  
FSR51160 3



ANGOLARE MULTI BEIGE BRICK  
30x60  
RENO3351 | naturale 2



MOS. OPUS MINI MULTI BEIGE  
30x30  
RER09353 | burattato rett. 4



FASCIA ARDESIA BRONZO  
4x30  
RER09054 | rettificato  
(Pietra naturale - Natural stone)



FASCIA VETRO BRONZO  
1,5x30  
R1R03157  
(Vetro e metalli preziosi - Glass and precious metals)



BATTISCOPA rett.  
RER01351 Multi Beige  
6,5x60 10



ELEMENTO L - OUTDOOR  
REN18351 Multi Beige  
1,5x30x3,5 8

## ESTERNI - OUTDOOR 20 MM




RE-WORK MULTI BEIGE 20  
40x80  
REN51350 | naturale 20 mm. 2

## ESTERNI - OUTDOOR 9 MM



MULTI BEIGE  
20x40  
REN18350 | naturale 15



MULTI BEIGE  
20x20  
REN22350 | naturale 30

## PEZZI SPECIALI SPECIAL TRIMS



BATTISCOPA rett.  
RER01351 Multi Beige  
6,5x60 10



ELEMENTO L - OUTDOOR  
REN18351 Multi Beige  
1,5x30x3,5 8





# SINGLE 1 BONE

gres porcellanato a massa colorata - colored body porcelain tiles




SINGLE 1 BONE  
80x80  2  
RER52050 | rettificato



SINGLE 1 BONE  
41,5x81  3  
REN50050 | naturale




SINGLE 1 BONE  
40x80  3  
RER51050 | rettificato



LISTELLATO 3D SINGLE 1 BONE  
20x80  4  
RER49051 | rettificato




SINGLE 1 BONE  
60x60  3  
RENO1050 | naturale  
RERO1050 | rettificato  
RELO1050 | patinato rett.



SINGLE 1 BONE  
30x60  6  
RER03050 | rettificato





MATITA METAL (alluminio - aluminium)  
1,5x60  4  
DVR01001




MATITA METAL (alluminio - aluminium)  
1,5x80  3  
DKR51051




LISTELLO FOGLIA ORO  
2x80  3  
FSR51160



MOS. QUAD. SINGLE 1 BONE  
30x30  6  
RERO9051 | rettificato




MOS. OPUS MICRO SINGLE 1 BONE  
30x30  4  
RERO9052 | burattato rett.




FASCIA ARDESIA BRONZO  
4x30  4  
RERO9054 | rettificato  
(Pietra naturale - Natural stone)




FASCIA VETRO BRONZO  
1,5x30  4  
R1R03157  
(Vetro e metalli preziosi - Glass and precious metals)

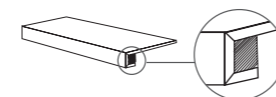
## PEZZI SPECIALI SPECIAL TRIMS




BATTISCOPA rett.  
RER52051 Single 1 Bone  
6,5x80  8



BATTISCOPA rett.  
RERO1051 Single 1 Bone  
6,5x60  10



GRADONE TOP rett.  
RER03052 Single 1 Bone  
33x60x3x3  2



# SINGLE 1 WARM


gres porcellanato a massa colorata - colored body porcelain tiles



SINGLE 1 WARM  
80x80  2  
RER52100 | rettificato



SINGLE 1 WARM  
41,5x81  3  
REN50100 | naturale





SINGLE 1 WARM  
40x80  3  
RER51100 | rettificato



LISTELLATO 3D SINGLE 1 WARM  
20x80  4  
RER49101 | rettificato




SINGLE 1 WARM  
60x60  3  
REN01100 | naturale  
RER01100 | rettificato  
REL01100 | patinato rett.




SINGLE 1 WARM  
30x60  6  
RER03100 | rettificato



MATITA METAL (alluminio - aluminium)  
1,5x60  4  
DWR01001





MATITA METAL (alluminio - aluminium)  
1,5x80  3  
DKR51051




LISTELLO FOGLIA ORO  
2x80  3  
FSR51160



MOS. QUAD. SINGLE 1 WARM  
30x30  6  
RER09101 | rettificato



MOS. OPUS MICRO SINGLE 1 WARM  
30x30  4  
RER09102 | burattato rett.




FASCIA ARDESIA BRONZO  
4x30  4  
RER09054 | rettificato  
(Pietra naturale - Natural stone)




FASCIA VETRO BRONZO  
1,5x30  4  
R1R03157  
(Vetro e metalli preziosi - Glass and precious metals)

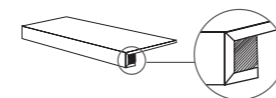
## PEZZI SPECIALI SPECIAL TRIMS




BATTISCOPA rett.  
RER52101 Single 1 Warm  
6,5x80  8



BATTISCOPA rett.  
RER01101 Single 1 Warm  
6,5x60  10



GRADONE TOP rett.  
RER03102 Single 1 Warm  
33x60x3x3  2

# SINGLE 2 WHITE


gres porcellanato a massa colorata - colored body porcelain tiles



SINGLE 2 WHITE  
80x80  2  
RER52150 | rettificato



SINGLE 2 WHITE  
41,5x81  3  
REN50150 | naturale




SINGLE 2 WHITE  
40x80  3  
RER51150 | rettificato



LISTELLATO 3D SINGLE 2 WHITE  
20x80  4  
RER49151 | rettificato




SINGLE 2 WHITE  
60x60  3  
RER01150 | naturale  
RER01150 | rettificato  
REL01150 | patinato rett.




SINGLE 2 WHITE  
30x60  6  
RER03150 | rettificato




MATITA METAL (alluminio - aluminium)  
1,5x60  4  
DWR01001





MATITA METAL (alluminio - aluminium)  
1,5x80  3  
DKR51051



LISTELLO FOGLIA ARGENTO  
2x80  3  
FSR51210



MOS. QUAD. SINGLE 2 WHITE  
30x30  6  
RER09151 | rettificato




MOS. OPUS MICRO SINGLE 2 WHITE  
30x30  4  
RER09152 | burattato rett.




FASCIA ARDESIA BRONZO  
4x30  4  
RER09054 | rettificato  
(Pietra naturale - Natural stone)




FASCIA VETRO BRONZO  
1,5x30  4  
R1R03157  
(Vetro e metalli preziosi - Glass and precious metals)

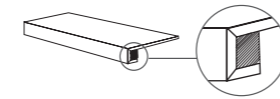
## PEZZI SPECIALI SPECIAL TRIMS




BATTISCOPA rett.  
RER52151 Single 2 White  
6,5x80  8




BATTISCOPA rett.  
RER01151 Single 2 White  
6,5x60  10




GRADONE TOP rett.  
RER03152 Single 2 White  
33x60x3x3  2

# SINGLE 2 GREY

gres porcellanato a massa colorata - colored body porcelain tiles



SINGLE 2 GREY  
80x80  2  
RER52200 | rettificato





SINGLE 2 GREY  
41,5x81  3  
REN50200 | naturale




SINGLE 2 GREY  
40x80  3  
RER51200 | rettificato



LISTELLATO 3D SINGLE 2 GREY  
20x80  4  
RER49201 | rettificato




SINGLE 2 GREY  
60x60  3  
RENO1200 | naturale  
RERO1200 | rettificato  
RELO1200 | patinato rett.




SINGLE 2 GREY  
30x60  6  
RER03200 | rettificato




MATITA METAL (alluminio - aluminium)  
1,5x60  4  
DVR01001




MATITA METAL (alluminio - aluminium)  
1,5x80  3  
DKR51051



LISTELLO FOGLIA ARGENTO  
2x80  3  
FSR51210



MOS. QUAD. SINGLE 2 GREY  
30x30  6  
RER09201 | rettificato




MOS. OPUS MICRO SINGLE 2 GREY  
30x30  4  
RER09202 | burattato rett.




FASCIA ARDESIA GRIGIO  
4x30  4  
RER09204 | rettificato  
(Pietra naturale - Natural stone)




FASCIA VETRO PLATINO  
1,5x30  4  
R1R03207  
(Vetro e metalli preziosi - Glass and precious metals)

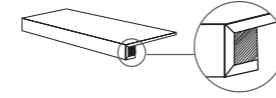
## PEZZI SPECIALI SPECIAL TRIMS




BATTISCOPA rett.  
RER52201 Single 2 Grey  
6,5x80  8




BATTISCOPA rett.  
RER01201 Single 2 Grey  
6,5x60  10



GRADONE TOP rett.  
RER03202 Single 2 Grey  
33x60x3x3  2

# SINGLE 3 SILVER

gres porcellanato a massa colorata - colored body porcelain tiles



SINGLE 3 SILVER  
80x80  2  
RER52250 | rettificato





SINGLE 3 SILVER  
41,5x81  3  
REN50250 | naturale

SINGLE 3 SILVER  
40x80  3  
RER51250 | rettificato



LISTELLATO 3D SINGLE 3 SILVER  
20x80  4  
RER49251 | rettificato




SINGLE 3 SILVER  
60x60  3  
RENO1250 | naturale  
RERO1250 | rettificato  
RELO1250 | patinato rett.




SINGLE 3 SILVER  
30x60  6  
RER03250 | rettificato




MATITA METAL (alluminio - aluminium)  
1,5x60  4  
DVR01001





MATITA METAL (alluminio - aluminium)  
1,5x80  3  
DKR51051



LISTELLO FOGLIA ARGENTO  
2x80  3  
FSR51210



MOS. QUAD. SINGLE 3 SILVER  
30x30  6  
RER09251 | rettificato




MOS. OPUS MICRO SINGLE 3 SILVER  
30x30  4  
RER09252 | burattato rett.




FASCIA ARDESIA GRIGIO  
4x30  4  
RER09204 | rettificato  
(Pietra naturale - Natural stone)




FASCIA VETRO PLATINO  
1,5x30  4  
R1R03207  
(Vetro e metalli preziosi - Glass and precious metals)

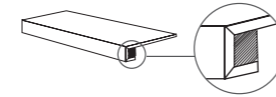
## PEZZI SPECIALI SPECIAL TRIMS





BATTISCOPA rett.  
RER52251 Single 3 Silver  
6,5x80  8



BATTISCOPA rett.  
RER01251 Single 3 Silver  
6,5x60  10

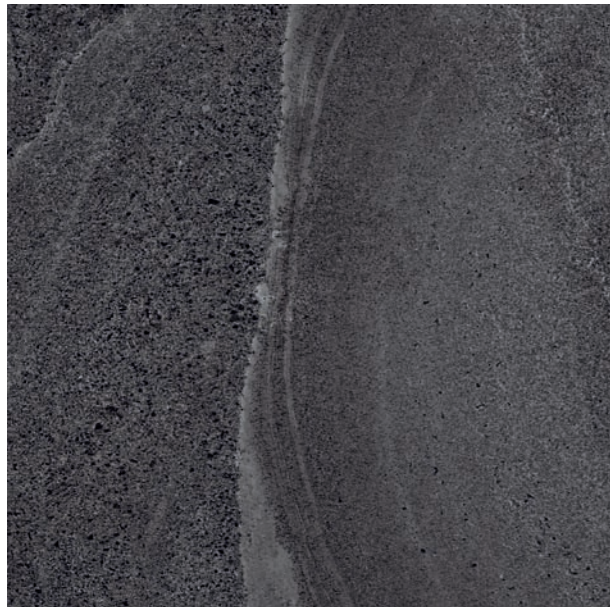


GRADONE TOP rett.  
RER03252 Single 3 Silver  
33x60x3x3  2



# SINGLE 3 BLACK


gres porcellanato a massa colorata - colored body porcelain tiles




SINGLE 3 BLACK  
80x80  2  
RER52300 | rettificato



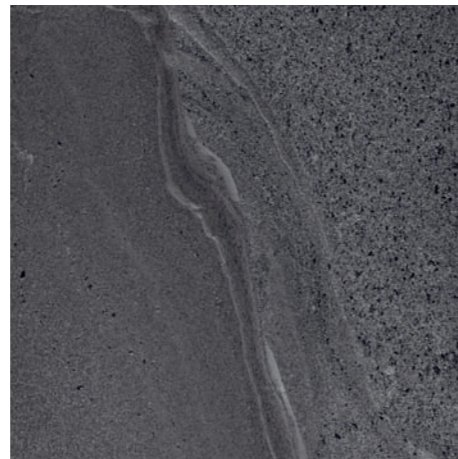
SINGLE 3 BLACK  
41,5x81  3  
REN50300 | naturale





SINGLE 3 BLACK  
40x80  3  
RER51300 | rettificato



LISTELLATO 3D SINGLE 3 BLACK  
20x80  4  
RER49301 | rettificato




SINGLE 3 BLACK  
60x60  3  
RER01300 | naturale  
RER01300 | rettificato  
REL01300 | patinato rett.




SINGLE 3 BLACK  
30x60  6  
RER03300 | rettificato




MATITA METAL (alluminio - aluminium)  
1,5x60  4  
DVR01001





MATITA METAL (alluminio - aluminium)  
1,5x80  3  
DKR51051



LISTELLO FOGLIA ARGENTO  
2x80  3  
FSR51210



MOS. QUAD. SINGLE 3 BLACK  
30x30  6  
RER09301 | rettificato




MOS. OPUS MICRO SINGLE 3 BLACK  
30x30  4  
RER09302 | burattato rett.




FASCIA ARDESIA GRIGIO  
4x30  4  
RER09204 | rettificato  
(Pietra naturale - Natural stone)




FASCIA VETRO PLATINO  
1,5x30  4  
R1R03207  
(Vetro e metalli preziosi - Glass and precious metals)

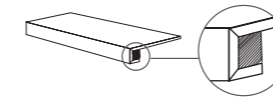
## PEZZI SPECIALI SPECIAL TRIMS





BATTISCOPA rett.  
RER52301 Single 3 Black  
6,5x80  8




BATTISCOPA rett.  
RER01301 Single 3 Black  
6,5x60  10



GRADONE TOP rett.  
RER03302 Single 3 Black  
33x60x3x3  2





FORMATI  
SIZES

COLORI  
COLOURS

40x80



MULTI FOG




MULTI BEIGE



## 20mm

Lastra di 20 mm realizzata con la tecnologia del gres porcellanato, unisce la facilità di posa alle eccellenti prestazioni tecniche.

20 mm slab made using porcelain stoneware technology, combining ease of installation with excellent technical performance.



### Posa Tradizionale

la posa tradizionale è ideale per la realizzazione di pavimentazioni carrabili.

### Traditional Installation

traditional installation is ideal for floorings that will be driven over by vehicles.

### Posa Sopraelevata

La posa sopraelevata consente il drenaggio delle acque piovane e la possibilità di ricavare uno spazio ispezionabile per il passaggio di impianti elettrici.

### Raised Installation

Raised installation enables rainwater to drain away and accessible space to be created for the inspection of electrical wiring.

### A secco su ghiaia

La posa su ghiaia permette il perfetto drenaggio delle acque piovane.

### Dry installation on gravel

Installing on gravel enables perfect drainage of rainwater.

### A secco su erba

La posa diretta su erba permette di creare percorsi e camminamenti integrandosi perfettamente nell'ambiente.

### Dry installation on grass

Installing directly on top of grass enables the creation of paths and walkways that blend in perfectly with the surroundings.

### A secco su sabbia

La posa su sabbia permette di creare percorsi e camminamenti per spiagge e stabilimenti balneari.

### Dry installation on sand

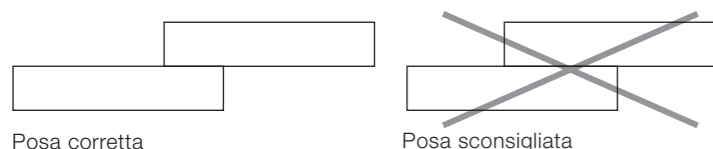
Installing on top of sand is ideal for creating paths and walkways on beaches and beach bars.

## SIGILLANTI COORDINATI PER FUGHE COORDINATED GROUT SEALANTS

**HARDKOLL**

CODICE SIGILLANTE SEALANT CODE	ABBINAMENTO MATCHING
SI218B kromos manhattan 0-8	Multi fog
SI218B kromos manhattan 0-8	Multi beige
SI218B kromos manhattan 0-8	Single 1 bone
SI219B kromos grigio cemento 0-8	Single 1 warm
SI217M kromos grigio luce 0-8	Single 2 white
SI220B kromos antracite 0-8	Single 2 grey
SI218B kromos manhattan 0-8	Single 3 silver
SI220B kromos antracite 0-8	Single 3 black

## CONSIGLI DI POSA INSTALLATION SUGGESTION




Posa corretta

Posa sconsigliata

Durante le operazioni di posa evitare di far coincidere i vertici di una piastrella con la metà delle altre a fianco.

A tale scopo si consiglia inoltre di mantenere una fuga di almeno 1mm.

*Do not lay large sizes in a brick pattern. To this end a mm joint is recommended.*



### CERTIFICAZIONE LEED

Sensibile alle tematiche dell'edilizia sostenibile e attenta ai parametri ambientali internazionali, ABK si è attivata per recepire gli standard LEED fin dalla fase di progettazione dei propri prodotti. LEED (Leadership in Energy and Environmental Design) è un sistema di rating delle performance ambientali degli edifici che promuove una progettazione sostenibile riguardante l'intero edificio per avere un basso impatto sull'ambiente per tutto il suo ciclo di vita.

Il sistema si basa sull'attribuzione di crediti per ciascuno dei requisiti caratterizzanti la sostenibilità dell'edificio. Dalla somma dei crediti deriva il livello di certificazione ottenuto. Sebbene siano gli edifici e non i singoli prodotti a ottenere l'attestato LEED, i prodotti ceramici contribuiscono al raggiungimento dei crediti LEED.

### LEED CERTIFICATION

*Sensitive to issues of sustainable construction and attentive to international environmental parameters, ABK has taken steps to adopt LEED standards right from the design phase of its products.*

*LEED (Leadership in Energy and Environmental Design) is a rating system of the environmental performance of buildings, which promotes the sustainable design of a building as a whole so that it will have a low impact on the environment throughout its life cycle.*

*The system is based on credits awarded for each of the sustainability requirements met by the building.*

*The sum of the credits determines the level of certification obtained.*

*Although LEED certification is awarded to buildings and not single products, ceramic tile products contribute to the achievement of LEED credits.*

## TABELLA CALIBRI DEI FORMATI RETTIFICATI (PER LA PROGETTAZIONE DELLE POSE)

### RECTIFIED SIZES CALIBER CHART

(FOR LAYING PROJECTS)

FORMATO NOMINALE NOMINAL SIZE	FORMATO REALE REAL SIZE
Re-work 80x80	80x80
Re-work 40x80	40x80
Re-work 20x80	19,9x80
Re-work 60x60	59,6x59,6
Re-work 30x60	29,7x59,6
Re-work 30x30 Mosaici	29,7x29,7

## IMBALLI / PACKAGING

FORMATI SIZES	☞ Thickness	📦 Pcs/Box	📦 Mq/Box	📦 Kg/Box	📦 Box/Pallet	📦 Mq/Pallet	📦 Kg/Pallet
80x80 / 32"x32" rett.	11	2	1,28	32,60	40	51,20	1324
41,5x81 / 16.6"x32.4" nat.	9,5	3	1,01	21,30	30	30,30	659
40x80 / 16"x32" nat. 20 mm	20	2	0,64	28,26	24	15,36	698
40x80 / 16"x32" rett.	9,5	3	0,96	20,35	30	28,80	630
20x80 / 8"x32" rett.	9,5	7	1,12	23,74	42	47,04	1017
60x60 / 24"x24" nat./rett.	9,5	3	1,08	23,00	40	43,20	940
30x60 / 12"x24" nat.	9,5	6	1,08	20,90	40	43,20	856
30x60 / 12"x24" rett.	9,5	6	1,08	23,00	40	43,20	940
20x40 / 8"x16" nat.	9	15	1,20	21,00	64	76,80	1364
20x20 / 8"x8" nat.	9	30	1,20	21,00	64	76,80	1364

L'unità minima di vendita per tutti gli articoli (fondi, decori e pezzi speciali) è la scatola completa. The minimum sales quantity for all items (plain tiles, decorations and special trims) is one full box.

Pezzi speciali e decori per effetto delle lavorazioni, possono presentare variazioni di tonalità. Due to working process special trims and decors, may show variation in tonality.



**40% RECYCLED**

## CARATTERISTICHE TECNICHE / TECHNICAL CHARACTERISTIC

CLASSIFICAZIONE SECONDO NORME UNI EN 14411 (ISO 13006) ALLEGATO G-Gruppo Bla  
CLASSIFICATION IN ACCORDANCE WITH UNI EN 14411 (ISO 13006) ANNEX G-Group Bla

GRES PORCELLANATO A MASSA COLORATA COLORED BODY PORCELAIN TILES	NORMA NORM	VALORE PRESCRITTO DALLE NORME VALUE PRESCRIBED FROM THE NORMS	VALORE ABK ABK VALUE Re-work naturale	VALORE ABK ABK VALUE Re-work patinato	VALORE ABK ABK VALUE Re-work multi 40x80 20 mm 20x40 - 20x20
RESISTENZA AL GELO FROST RESISTANCE	UNI EN ISO 10545/12	RICHIESTA REQUIRED	INGELIVO FROST PROOF	INGELIVO FROST PROOF	INGELIVO FROST PROOF
COEFFICIENTE D'ATTRITO DINAMICO DYNAMIC FRICTION COEFFICIENT	B.C.R.A. C.A.	$\mu$ 0,19 SCIVOLOSITÀ PERICOLOSA - DANGEROUSLY SLIPPERY $0,20 < \mu < 0,39$ SCIVOLOSITÀ ECCESSIVA - EXCESSIVELY SLIPPERY $0,40 < \mu < 0,74$ ATTRITO SODDISFACENTE - SATISFACTORY GRIP $\mu$ 0,75 ATTRITO ECCELLENTE - EXCELLENT GRIP	> 0,40	-	> 0,40
	B.C.R.A. G.B.		> 0,40	-	> 0,40
COEFFICIENTE D'ATTRITO STATICO COEFFICIENT OF STATIC FRICTION	ASTM C 1028 [S.C.O.F.]	SLIP RESISTANT (> 0,60)	> 0,60 DRY	-	> 0,60 DRY
			> 0,60 WET	-	> 0,60 WET
CLASSIFICAZIONE ANTISDRUCCIOLO NON-SLIP CLASSIFICATION	DIN 51130	IN FUNZIONE DELL'AMBIENTE O DELLA ZONA DI LAVORO BASING ON THE ENVIRONMENT OR THE WORKING AREA	R10	-	R11
RESISTENZA ALLO SCIVOLAMENTO SLIP RESISTANCE	DIN 51097	-	A + B	-	A + B + C

VARIAZIONE CROMATICA SHADE VARIATION	V3	aspetto uniforme uniform appearance V1	lieve variazione slight variation V2	moderata variazione moderate variation V3	forte variazione substantial variation V4
---	----	--	--	---	---



Ceramic of Italy

La riproduzione dei colori è approssimativa.  
Colour reproduction approximate.

ABK Group Industrie Ceramiche s.p.a.  
via S.Lorenzo N.24/a - 41034 Finale Emilia - Modena Italy  
tel. 0535 761311 - fax 0535 761320/92800/761351





[www.abk.it](http://www.abk.it)

