

*small tiles, big designs*

**EQUIPE**

---

**CHEVRON WALL**

# CHEVRON WALL

PASTA BLANCA+BRILLO  
WHITE BODY+GLOSS  
18,6x5,2 cm / 7 1/3" x 2"

GAMA DE COLORES / RANGE OF COLOURS



Chevron Wall White, Black 18,6 x 5,2 cm / 7 1/3" x 2"  
Brick White 6 x 24,6 cm / 2 1/2" x 10"  
Chevron White, Black 9 x 20,5 cm / 3 1/2" x 8"

INDOOR / INTERIORES

WATER  
PROOF

FORMATOS / SIZES

LEFT

18,6x5,2 cm  
7 1/5" x 2"

RIGHT

18,6x5,2 cm  
7 1/5" x 2"

2 / 3



Chevron Wall Light Grey 18,6 x 5,2 cm / 7 1/5" x 2"  
Scale Hexagon Light Grey 12,4 x 10,7 cm / 5" x 4"

# CHEVRON WALL

PASTA BLANCA+BRILLO / MATE  
WHITE BODY+GLOSS / MATT



Chevron Wall Black Gloss&Matt 18.6 x 5.2 cm / 7 1/8" x 2"

MIX







# CHEVRON WALL

PASTA BLANCA+BRILLO / MATE  
WHITE BODY+GLOSS / MATT

Chevron Wall White 18,6 x 5,2 cm / 7 1/5" x 2"



Chevron Wall Dark Grey 18,6 x 5,2 cm / 7 1/8" x 2"





# CHEVRON WALL

PASTA BLANCA+BRILLO / MATE  
WHITE BODY+GLOSS / MATT

Chevron Wall White 18,6 x 5,2 cm / 7 1/8" x 2"  
Scale Hexagon White 12,4 x 10,7 cm / 5" x 4"





Chevron Wall Light Grey 18,6 x 5,2 cm / 7 1/8" x 2"  
Caprice White / Caprice Deco Origami B&W 20 x 20 cm / 8" x 8"



# CHEVRON WALL

PASTA BLANCA+BRILLO / MATE  
WHITE BODY+GLOSS / MATT

Chevron Wall Greige 18,6 x 5,2 cm / 7 1/8" x 2"

Chevron Gris 9 x 20,5 cm / 3 1/2" x 8"





Chevron Wall White, Mint 18,6 x 5,2 cm / 7 1/8" x 2"



10 / 11



Chevron Wall Light Grey 18,6 x 5,2 cm / 7 1/8" x 2"

# CHEVRON WALL

PASTA BLANCA+BRILLO / MATE  
WHITE BODY+GLOSS / MATT

Chevron Wall Sky Blue 18,6 x 5,2 cm / 7 1/8" x 2"

Scale Hexagon Sky Blue 12,4 x 10,7 cm / 5" x 4"

Kite Black 10 x 30 cm / 4" x 12"





Chevron Wall Sky Blue 18,6 x 5,2 cm / 7 1/8" x 2"

Chevron Gris 9 x 20,5 cm / 3 1/2" x 8"



# CHEVRON WALL

PASTA BLANCA+BRILLO / MATE

WHITE BODY+GLOSS / MATT







Chevron Wall White Gloss&Matt 18,6 x 5,2 cm / 7 1/5" x 2"



Chevron Wall White Gloss&Matt 18,6 x 5,2 cm / 7 1/5" x 2"  
Caprice Chatelet 20 x 20 cm / 8" x 8"

# CHEVRON WALL

PASTA BLANCA+BRILLO / MATE  
WHITE BODY+GLOSS / MATT  
18,6x5,2 cm / 7 1⁄8" x 2"

PB

WP

>10x8mm

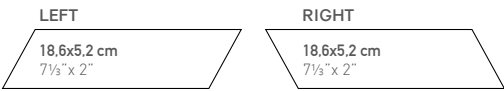
>600 N

3

5

WATER PROOF


## FORMATOS / SIZES




WHITE MATT  
LEFT 23351 EQ-3  
RIGHT 23361 EQ-3



WHITE  
LEFT 23344 EQ-3  
RIGHT 23358 EQ-3



CREAM  
LEFT 23352 EQ-3  
RIGHT 23362 EQ-3




GREIGE  
LEFT 23355 EQ-3  
RIGHT 23365 EQ-3



MINT  
LEFT 23354 EQ-3  
RIGHT 23364 EQ-3




BLACK MATT  
LEFT 23357 EQ-4  
RIGHT 23367 EQ-4



BLACK  
LEFT 23356 EQ-4  
RIGHT 23366 EQ-4



LIGHT GREY  
LEFT 23350 EQ-3  
RIGHT 23360 EQ-3



DARK GREY  
LEFT 23349 EQ-3  
RIGHT 23359 EQ-3



SKY BLUE  
LEFT 23353 EQ-3  
RIGHT 23363 EQ-3

FORMATO SIZE	Kg/pza kg/pieces	caja / box			palet / pallet			
		piezas pieces	Kg	m² sqm	piezas pieces	kg/palet kg/pallet	m² sqm	cajas boxes
CHEVRON WALL 18,6 x 5,2 cm. 7 1⁄8" x 2"	0,150	48	7,19	0,50	5.760	882	60	120
SCALE HEXAGON 12,4 x 10,7 cm. 5" x 4"	0,149	50	7,68	0,61	4.200	665	51,24	84



SCALE

PASTA BLANCA+BRILLO / MATE  
WHITE BODY+GLOSS / MATT  
12x12 cm / 5"x 5"+10,6x12 cm / 4"x 5"+12,4x10,7 cm / 5"x 4"+10,8x12,4 cm / 4½"x 5"

PB

WP

WATER PROOF

>1028III

>600 N

3

5

FORMATOS / SIZES



① Revestimiento combinable:  
Serie **Scale**, pg.182

Wall Tiles combination:  
Serie **Scale**, pg.182

WHITE MATT 21767 EQ-10S	WHITE 21911 EQ-10S	CREAM 21914 EQ-10S	GREIGE 23294 EQ-10S	MINT 23295 EQ-10S	SKY BLUE 23293 EQ-10S
BLACK MATT 21909 EQ-10S	BLACK 21915 EQ-10S	LIGHT GREY 21912 EQ-10S	DARK GREY 21913 EQ-10S	METALLIC 23836 EQ-15S	ELECTRIC BLUE 23835 EQ-15S

PROPUESTAS DE COLOCACIÓN / LAYING PROPOSALS

				<p>Las propuestas de colocación desarrolladas son ejemplos de la gran cantidad de combinaciones que se pueden realizar con los colores y formatos disponibles.</p> <p>These laying proposals are examples of the many combinations that can be made with the available colours and formats.</p>
Chevron Wall Left 50% Chevron Wall Right 50%	Chevron Wall Left 50% Chevron Wall Right 50%	Chevron Wall Left 50% Chevron Wall Right 50%	Chevron Wall Left 20% Chevron Wall Right 80%	
Chevron Wall Left 50% Chevron Wall Right 50%	Chevron Wall Left 50% Chevron Wall Right 50%	Chevron Wall Left 32% Chevron Wall Right 32% Scale Hexagon 36%	Chevron Wall Left 33% Chevron Wall Right 33% Scale Hexagon 34%	Chevron Wall Left 86% Scale Hexagon 14%

⚠ ¡Atención! No utilizar productos de limpieza agresivos (como la lejía o el amoníaco).

Warning! Do not use aggressive cleaning products (such as bleach or ammonia).

# EQUIPE

Ctra. CV-190 km 9,1  
12122 Figueroles (Castellón) Spain  
T. +34 964 381 930 / F. +34 964 381 907  
comercial@equipceramicas.com  
[www.equipceramicas.com](http://www.equipceramicas.com)